



**AVID – Advancement Via Individual Determination**

# National Outcomes



# GRADUATION RATES

Earning of Bachelor's Degree  
within 6 years of initial enrollment



# Persistence Into the Second Year of College

**AVID** and **U.S.** college enrollees' persistence rates from first Fall term to second Fall term

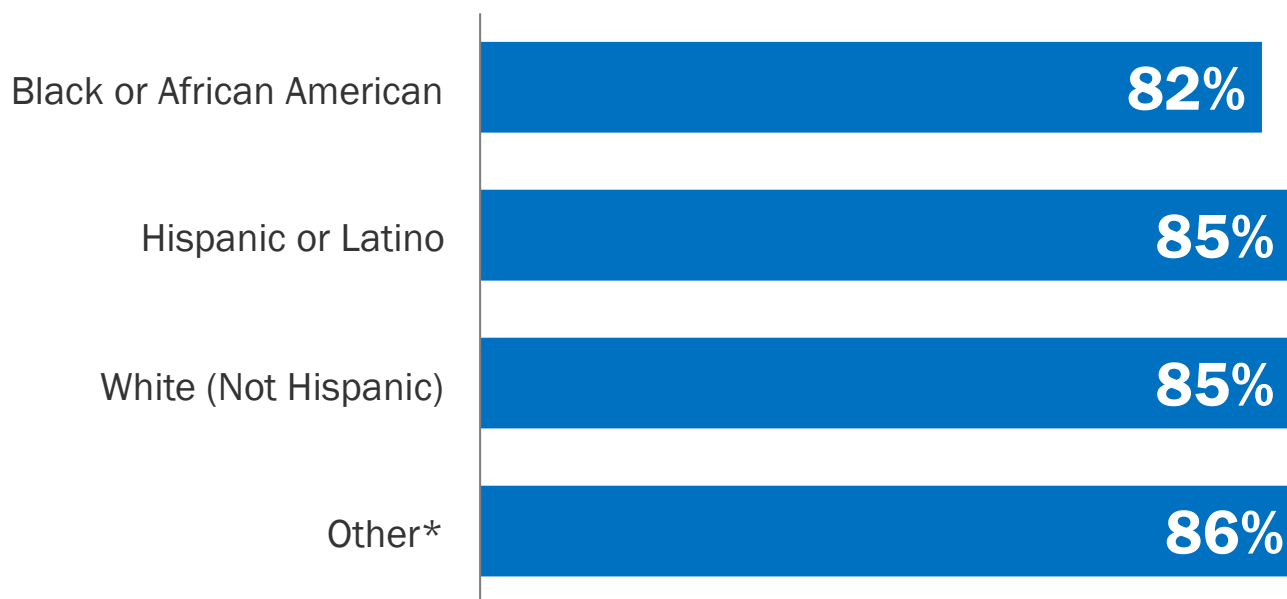


AVID students consistently persist into their second year of college at a higher rate than the U.S. overall rate.

\*AVID 2013 Cohort data not available.

# Persistence Into the Second Year of College

## AVID college enrollees' persistence rates from first Fall term to second Fall term



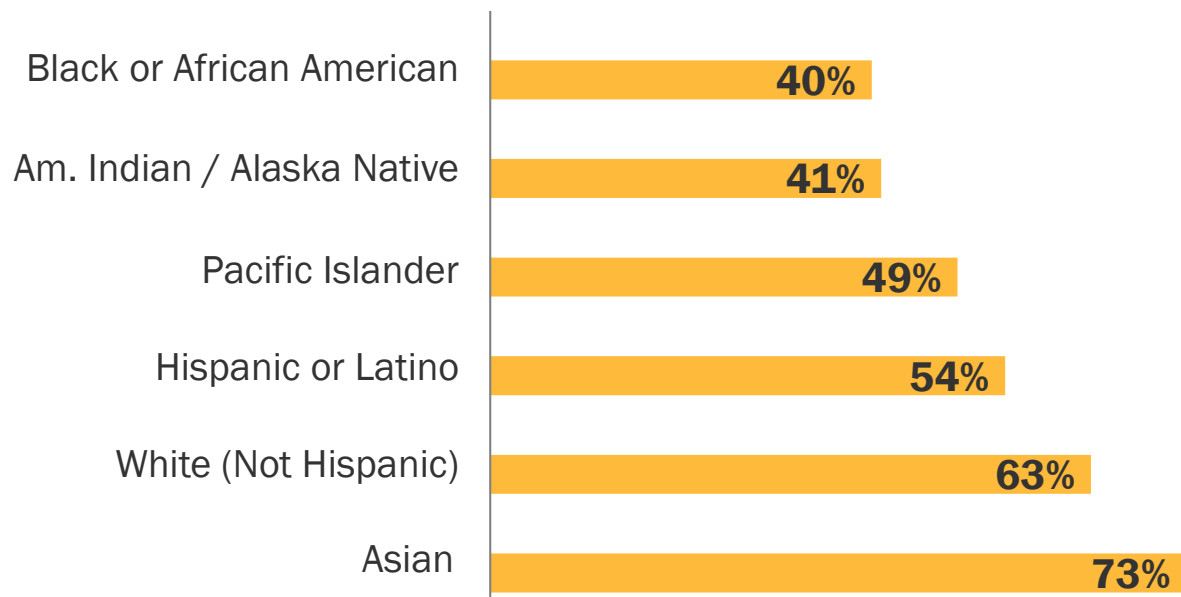
\*Other includes Asian, American Indian, or Alaska Native students, students of two or more races, and students who declined to state

AVID. (2015). AVID senior data collection: AVID N = 27,211.

Regardless of ethnic background, AVID students persist at higher rates than the U.S. national average. The AVID experience closes achievement gaps in college persistence.

# Six-Year Graduation Rate with a Bachelor's Degree

*U.S. graduation rate from first institution attended for bachelor's degree-seeking students at a 4-year college*



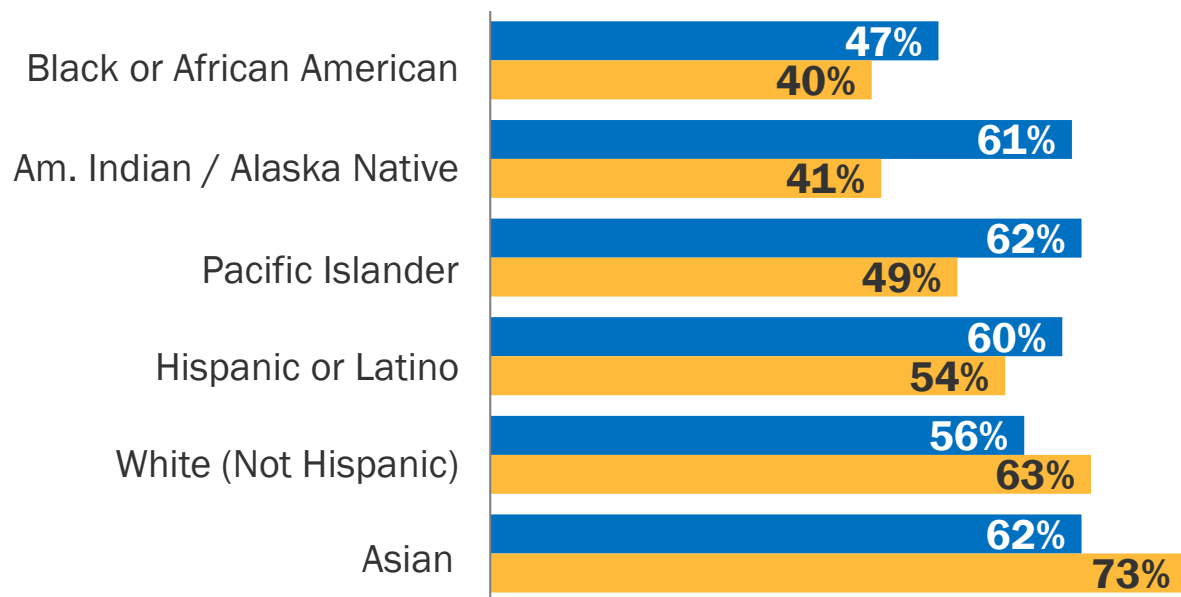
The achievement gap in bachelor's degree attainment is clearly evident, with a gap of 33 percentage points for U.S. college students earning a bachelor's degree.

NOTE: U.S. = Most recent data from U.S. Dept. of Ed. displayed (2009 college enrollees); Results very stable for past 4–5 years w/ only 1–2 pt. differences.

U.S. Data from Table 326.10. Graduation rate from first institution attended for first-time, full-time bachelor's degree-seeking students at 4-year postsecondary institutions, by race/ethnicity, time to completion, sex, control of institution, and acceptance rate: Selected cohort entry years, 1996 through 2009.

# Six-Year Graduation Rate with a Bachelor's Degree

**AVID** and **U.S.** graduation rate from first institution attended for bachelor's degree-seeking students at a 4-year college



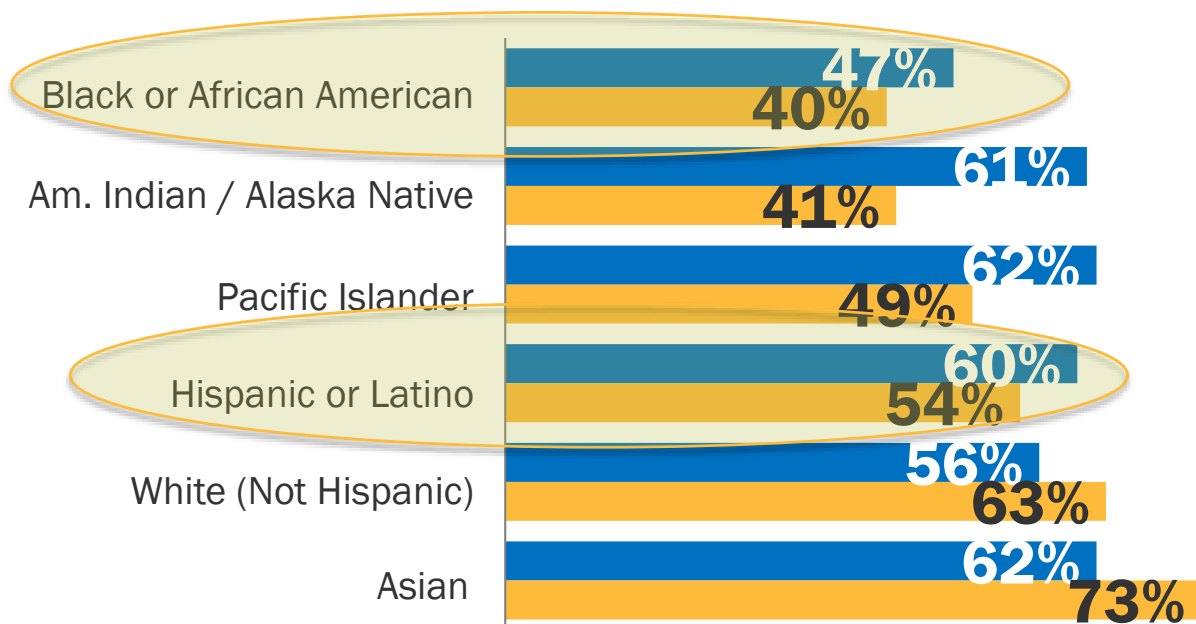
AVID students slash the achievement gap in half (gap of 15 pts).

NOTE: U.S. = Most recent data from U.S. Dept. of Ed. displayed (2009 college enrollees); Results very stable for past 4-5 years w/ only 1-2 pt. differences.

U.S. Data from Table 326.10. Graduation rate from first institution attended for first-time, full-time bachelor's degree-seeking students at 4-year postsecondary institutions, by race/ethnicity, time to completion, sex, control of institution, and acceptance rate: Selected cohort entry years, 1996 through 2009.

# Six-Year Graduation Rate with a Bachelor's Degree

**AVID** and **U.S.** graduation rate from first institution attended for bachelor's degree-seeking students at a 4-year college



AVID largely serves Black and Latino students, groups under-represented in postsecondary education.

NOTE: U.S. = Most recent data from U.S. Dept. of Ed. displayed (2009 college enrollees); Results very stable for past 4–5 years w/ only 1–2 pt. differences.

U.S. Data from Table 326.10. Graduation rate from first institution attended for first-time, full-time bachelor's degree-seeking students at 4-year postsecondary institutions, by race/ethnicity, time to completion, sex, control of institution, and acceptance rate: Selected cohort entry years, 1996 through 2009.

# AVID Delivers Results

---



## ■ AVID develops:

- Readers, writers, and critical thinkers
- Deep content knowledge
- Speaking and social skills
- Habits, skills, and behaviors important for success in college, career, and life



# AVID Makes an Impact

---



## ■ AVID Schoolwide strategies:

- Improve academic achievement and completion of rigorous courses
- Improve academic preparation for college
- Increase high school graduation rates
- Increase college applications
- Increase college enrollment, persistence, and completion rates